



gentle Doctor

Spring 2007 · Volume 21, No. 1

Q & A with VTH Director

*Designing for Patients
and People*

Exporting Expertise

ISU swine veterinarians go abroad
to exchange knowledge

IOWA STATE UNIVERSITY
College of Veterinary Medicine

Contents

Spring 2007



Features

Page 6 Exporting Expertise

Page 8 Q&A with the VTH Director

Page 10 Designing for Patients and People

Page 12 Online System Streamlines
Admissions Process

Page 14 Learning in Byte-sized Increments

In Every Issue

Page 4 Message from the Dean

Page 16 News

Page 21 In Memoriam

*Photo of a pig in Serbia taken
by Dr. Alex Ramirez. Story on
page 6.*

ISU College of Veterinary Medicine Regains Full Accreditation

The Iowa State University College of Veterinary Medicine has been granted full accreditation status by the Council on Education (COE) of the American Veterinary Medical Association. The accreditation covers the complete veterinary medical education program, including the college's veterinary teaching hospital and the addition of a new professional program in veterinary medical education being offered with the University of Nebraska at Lincoln (UNL). The accreditation was awarded following an evaluation completed in 2006 that included programs and facilities at Iowa State and UNL. The program will be reviewed again in 2010 as part of the normal reaccreditation cycle.

The college has been operating on "limited" accreditation status since a 2004 COE evaluation that cited the need for upgrades in the teaching hospital involving equine isolation, surgical anesthesia and recovery units, and loading facilities; neonatal units for horses and cattle; and environmental and staffing conditions in the food animal, and equine hospital.

Since then, the college has undertaken steps to meet those needs and has begun construction of the new 55,000-square-foot Dr. W. Eugene and Linda Lloyd Veterinary Teaching Hospital that directly addresses the food animal and equine concerns of the 2004 report. Intermediate steps have been taken to mediate and renovate critical areas to address the issues subsequent to completion of the new building.

During the same period, ISU and UNL are finalizing development and are in the process of implementing a new professional program that is part of the new accreditation status. This program includes 25 Nebraska students who will receive their first two years of veterinary medical education at UNL and complete their DVM education at Iowa State. The first group of students will enter the program in August.



Photo/Tracy Ann Raef

On the cover:

Veterinary Teaching Hospital Director Dr. Sally Prickett in the client waiting room with Tootsie.

- Office of the Dean(515) 294-1250
- Office of Development(515) 294-8562
- Veterinary Teaching Hospital
 - Small Animal Clinic. . . (515) 294-4900
 - Large Animal Clinic. . . (515) 294-1500
- Veterinary Diagnostic Laboratory .(515) 294-1950
- General College Information (515) 294-1242

gentle Doctor

Spring 2007 Volume 21, No. 1

The Gentle Doctor is published three times a year by the College of Veterinary Medicine for alumni and friends of the college.

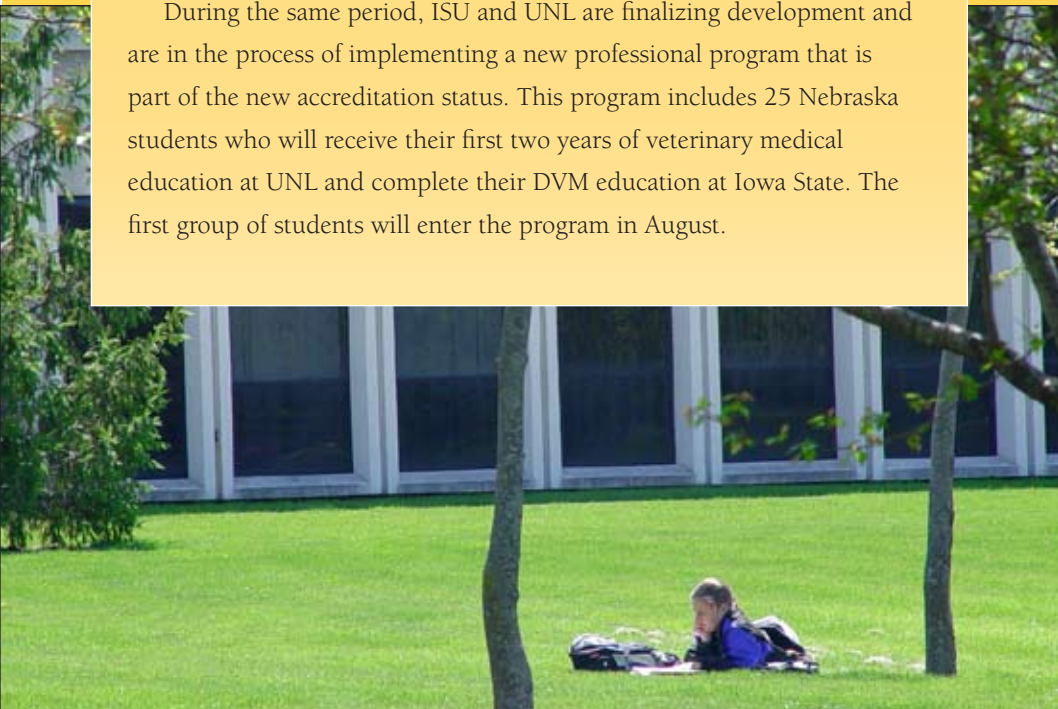
EditorTracy Ann Raef
DesignErin Thompson,
Jessica Hamilton

We welcome your suggestions, comments, and contributions to content.

Correspondence should be sent to:
Editor, The Gentle Doctor
College of Veterinary Medicine
Iowa State University
2526 Veterinary Administration
Ames, IA 50011-1250

Telephone: (515) 294-4602
E-mail: traef@iastate.edu
Web site: www.vetmed.iastate.edu

Iowa State University does not discriminate on the basis of race, color, age, religion, national origin, sexual orientation, gender identity, sex, marital status, disability, or status as a U.S. veteran. Inquiries can be directed to the Director of Equal Opportunity and Diversity, 3210 Beardshear Hall, (515) 294-7612.



Full Accreditation Positions College for the Future

We received exciting and extremely good news: The college has regained full accreditation from the AVMA Council on Education. This is truly a milestone in our efforts and represents the accomplishment of a key goal in the college strategic plan. It positions us well for an exciting and challenging future.

A February 7, *New York Times* headline brought to mind an old adage, "It isn't news until you read it in the Times." The article "A New Problem for Farmers: Few Veterinarians," highlighted the acute need for food animal veterinary practitioners.

While this subject has been talked about widely for years, local reporters jumped on the story. Their interest subsided quickly, but the challenge is still with us: How do we get more people into this area of the profession?

One effort is an in-depth study of the future of academic veterinary medicine, conducted on behalf of the Association of American Veterinary Medical Colleges (AAVMC). The results are intended to help develop a strategic vision for veterinary medicine and veterinary medical education. It is an interesting study, because several

of the eight key recommendations are within reach:

1. Establish a national strategic plan to assist in guiding each college. *The proposed \$1.5 billion National Veterinary Workforce Expansion Act could provide needed resources for participating colleges.*
2. The AAVMC and the colleges should develop a plan to reduce student debt, at least in unfulfilled areas. *Students who are financing their veterinary medical education are graduating with an average debt of \$90,000. The National Veterinary Service Act, passed into law in 2003, has not been embraced by the educational community even though it provides pilot money to address this growing problem.*
3. Colleges must develop opportunities for continuing education for veterinarians seeking to change careers. ***We don't want them to leave the profession, but grow within it. We are offering a master's degree in public health online and are exploring additional offerings.***
4. Colleges should capitalize on new technology for distance education. *The college is investing in implementing technology that will enable learning in real time and at a distance.*
5. The AAVMC should pursue the establishment of an Institute of Comparative Medicine with the National Institutes of Health. *Our profession is solely positioned to fill this significant need, and the college is quickly building its resources in this area through its expanding neurotoxicology, ophthalmology, pathology and microbiology programs.*
6. Licensing boards through the American Association of Veterinary State Boards and state or provincial veterinary associations should address the modification of graduate veterinarian licensing to recognize licensing for a professional focus. *This is a state-by-state issue designed for the protection of their citizens.*
7. Accreditation of colleges of veterinary medicine should be limited to the requirements to teach the core program plus the

Looking to the Future: EBM/OBM

Academic veterinary medicine can foster this outcome by leading our profession in the utilization of Evidence-based/Outcome-based medicine (EBM/OBM) to provide quality medical services. This requires providing professionals with the capabilities to interpret current scientific findings, understand current best practices, and address client

expectations while documenting intervention and outcomes that will validate or correct best practices for continuous quality improvement. The practice of EBM/OBM applies to education, clinical medicine, and translational research and our college is rapidly becoming a national leader in this area.



Photo/Tracy Ann Raef

Dean John Thomson meets with members of the student book club in the college's Alumni Room.

areas of professional focus offered at that college. *This would require a dramatic change in college governance and AVMA Council on Education guidelines.*

8. The AAVMC could consider monitoring ongoing changes in society, political systems, the environment, and disease to assess any potential impacts on the future direction and education of the profession, which may require the addition or alteration of areas of professional focus within the curriculum. *A number of studies have been conducted, including a recent one evaluating the supply and demand of food supply veterinarians. A National Academy project is under way to evaluate the needs for veterinarians in all aspects of veterinary medicine.*

Some recommendations will take longer to implement than others. All require a great deal of thought and collaboration. Meanwhile, your engagement will make a notable difference in the short term. Send us bright students who have a high probability of academic success. They will become the leaders of the future. Mentoring and political support can

be as critical as your monetary gifts for scholarships, endowed chairs and buildings, especially as key legislation is debated at state and national levels

Veterinary medicine must change. Veterinary medical education must prepare new veterinarians for what might come in the future, not just what can be seen now. Future leaders in our profession will be entrepreneurs who are prepared to take advantage of opportunities and are not solely focused on problem solving. We appreciate your support during this transformational time in the history of our profession.

John U. Thomson, DVM, MS
Dean, College of Veterinary Medicine

The principles considered most important by the AAVMC study were:

1. Veterinary medicine must remain relevant to the needs of society.
2. A national plan for areas of professional focus is needed.
3. The number of graduating veterinarians must be increased.
4. Academic veterinary medicine should reflect society's diversity.
5. Veterinary medicine should strengthen its presence in public health.
6. A public relations campaign is needed to enhance the profession's image and status.

Exporting *Expertise*



Drs. Alex Ramirez (left) and Eldon Uhlenhopp suited up for farm visits.



Dr. Locke Karriker (left) with a Serbian veterinarian at a government-owned farm.

ISU swine veterinarians go abroad to exchange knowledge



Small group discussion held during presentation by ISU swine veterinarians.

Food supply veterinarians play a key role in helping U.S. livestock producers improve and enhance the health and production of their herds. With the latest technology, research and animal health products at their disposal, food supply veterinarians can quickly and economically do just that.

Toss out all those innovations and throw in a war-torn government, lack of political and trade relationships, damaged infrastructure and language barriers, and the task becomes more difficult. ISU swine veterinarians, though, were up for the challenge as they traveled to Serbia to address swine production and biosecurity issues.

“Old Yugoslavia was a communist regime,” said Dr. Alex Ramirez, an adjunct assistant professor in the Food Supply Veterinary Services unit at the College of Veterinary Medicine. “When it collapsed, civil war broke out and destabilized the country. Ten years later, as the region is coming back as a democratic state, there’s a desire to modernize, especially in the agriculture sector.”

A frequent visitor to Serbia during the past few years, Dr. Eldon Uhlenhopp, associate dean for operations and outreach at the college, says that the evolution of Serbia’s agricultural sector from a state-directed

industry to privately-owned, offers a world of opportunity for information exchange. “One of the college’s strengths is our expertise in production animal medicine and health. Last year, several of Serbia’s best young veterinary diagnosticians came to the college for training. That type of training is essential for Serbia to compete in the global market for meat products.”

Serbia veterinarians, Dr. Uhlenhopp said, are more actively involved in regulatory testing for swine farms, than with herd health testing. Thus, involvement of the veterinarian on the farm has been limited. The visit this fall offered an opportunity for Drs. Ramirez, Uhlenhopp and Locke Karriker, assistant professor of food supply veterinary services, to visit swine farms in Serbia to assess and evaluate current standards and practices, and provide recommendations to veterinarians. “As Serbian agriculture evolves from a state-directed to privately owned sector, there’s more opportunity for Serbian veterinarians to become more involved at the farm level to improve swine health and performance,” Dr. Uhlenhopp said.

The ISU veterinarians visited farms ranging in size from 400 to 1,000 sows. They saw older facilities where it is more difficult to control ventilation,

feed, and waste. “Swine production practices in Serbia are about 30 years behind the United States,” Dr. Ramirez said. “Many of the farms do not have automated feeding or waste removal systems or, if present, are in disrepair,” he said.

At many farms, the pigs had respiratory problems caused by inadequate airflow exchange in the older building structures. Chimney-type ventilation systems were the norm in Serbia, Dr. Ramirez said. “Pigs generate heat and moisture, so the housing structures need a good method for ventilation. Chimney-type systems don’t use a mechanical system to move air. Air movement is done through construction, insulation, and blowing air from openings in the structure, for example.” These systems are less expensive to build, but not necessarily an ideal environment to prevent respiratory problems, he explained.

In addition to respiratory problems in the pigs, the ISU veterinarians saw feed quality issues, including micronutrient deficiencies and mycotoxigenicity problems. “The way the feed is stored contributes to the mycotoxin problems,” Dr. Ramirez said.

The information they learned from the swine farm visits helped the ISU veterinarians develop recommendations for their meetings with veterinarians who work in academia and government, as well as private practitioners and producers. “Based on what we saw on the farms, we

were able to adjust our presentations to cover issues that needed to be addressed,” Dr. Ramirez said.

A primary focus of the veterinary presentations they conducted was biosecurity. “Foot baths were in place at many farms, but in some cases the baths were not very useful,” Dr. Ramirez said. Laboratory coats were used, but no coveralls, so the lower half of a person was exposed. Also truck baths were in place, but not well-maintained, he said. “The veterinarians we met with were all very interested in our recommendations and responded with lots of questions that we were able to answer with information applicable to their way of raising pigs.”

As for the future, Dr. Uhlenhopp says more visits are planned to help Serbian veterinarians to meet industry standards for meat production, improve veterinary diagnostic skills, provide higher education in veterinary medicine, and help develop national animal health programs.

Funding for the project was obtained from a multi-year grant from the U.S. Department of Agriculture’s Foreign Agriculture Service.



Government building in downtown Serbia.

Serbia: A Snapshot*

Population: 10 million

Size: 102,350 square kilometers
(slightly smaller than Kentucky)

Agriculture: 20 percent of the economy

*Source: 2003 USDA Summary



Drs. Eldon Uhlenhopp and Alex Ramirez in Belgrade City Hall with Serbia veterinarian and USDA-FAS officer.



Presentation of certificates of completion to meeting participants.

Dr. Sally Prickett, Director of the Veterinary Teaching Hospital at Iowa State University

What interested you about the VTH director position at ISU?

I became interested because I thought I could make a difference at a time when our college is undergoing great changes.

What skills do you bring to the position?

I have a lot of varied experience as a practitioner, including large animal, small animal and some zoo experience. Certainly, I am not accomplished in all of these areas, but I have a reasonable understanding of the problems each presents. I also bring a good foundation in business. And, over the years, I have developed good relationships with practitioners in Iowa and nearby states, as well as officials in state government.

What is the most important job of the VTH director?

The VTH director is responsible for many jobs, so it is difficult to choose

only one. If I choose only one, it is “representation,” accurately and fairly representing the VTH’s faculty and staff, as well as the referring veterinarians and their clients.

What would you like to accomplish in the short-term?

Gosh, there are many things. I want to help improve communications within the hospital and facilitate better relationships with our referring veterinarians. In the small animal hospital, we need to decrease the length of time to receive referrals. Creating policies and procedures to address this issue will have to be very innovative because of limited space and a shortage of faculty in some areas.

Have there been any surprises during your first few weeks on the job?

The way I’ve been greeted has been overwhelming. Everyone has been tremendously helpful, warm and positive in every way.

How do you like to spend time outside the office?

My family is very important to me, first. My husband, Tony, and I are lucky our two sons, John and Tom, still enjoy being with us. The four of us participate in many activities together. Personally, I hunt, fish, play tennis, ride horses, train bird dogs, golf, and love to read. Currently, I am reading the autobiography “The Best I Can Do” by Marvin Pomerantz. Mr. Pomerantz gives many words of wisdom in his introduction. In his rags-to-riches story as CEO of two Fortune 500 companies, his life’s priorities are best summarized: “Never be satisfied. Always be thorough. Strive to do better. Maximize your potential. Generously give back. To my mind, these are the keys to living the good life. Nothing can match the depth of a family’s love or the wonderful feeling that comes from leading a spirited and inspired team of professionals.”

Looking forward, do you have any long-term goals for the VTH?

I’m looking forward to working with faculty and staff to devise innovations that address issues currently facing all teaching hospitals – veterinary, medical, and dental. For instance, the VTH has to develop and incorporate business methodologies that will allow us to increase the incomes of our professionals and staff, and also the way we deliver our services.

It is my philosophy that everyone has to have an open mind and a

Dr. Sally Brown Prickett became director of the Dr. W. Eugene and Linda Lloyd Veterinary Teaching Hospital at Iowa State on Feb. 1, 2007. She manages the clinical services, biosecurity and business operations of the Veterinary Teaching Hospital. Formerly of Glenwood, Iowa, Dr. Prickett was business manager and practitioner at the Prickett Veterinary Clinic and manager of Prickett Quarter Horses and Thurston Farms.

She received her veterinary degree from Iowa State in 1972. She was a member of the original Iowa Racing and Gaming Commission, and has served as its chief commission veterinarian since 1989. She also served on the Iowa Veterinary Examining Board for nine years, and chaired the board from 1982 to 1987. She is a member of the state Agricultural Products Advisory Committee.

positive attitude to create meaningful changes. When our expansion and renovation project is complete, we will have one of the finest veterinary facilities in the world, and we need to make the most of it. Our MRI is online and operational. I hope we will have a linear accelerator in the future. It's important to expand our number of faculty and staff to meet present needs and also to accommodate future increases in students and patients.

What's your working style?

I'm a hands-on person. I like people. I want to be involved with what's going on. I want to understand fully what's happening, but not micromanage. Delegation of responsibilities is vital for success and is necessary to promote a good working environment.

What do you want ISU alumni and Iowa practitioners to know about you?

I'm proud to be a graduate of ISU's College of Veterinary Medicine. It is an honor and privilege for me to serve as the director of the VTH. One of the most important responsibilities of the director, and one to which I look forward to the most, is working with referring veterinarians and their clients. Be assured the faculty and staff of the VTH values their relationships with you and it values your business. We also seek your input as to how we can better serve you.

Practitioners need to know it's their VTH, too. They should feel welcome and comfortable here. I would consider it a privilege to meet with practitioners when they are in Ames. Let me know

when you plan to come to Ames so we can help arrange an enjoyable and educational visit. The Small Animal Hospital telephone is used daily and for after-hour emergencies: (515) 294-4900. The Large Animal Hospital telephone number is: (515) 294-1500. My desk telephone is: (515) 294-4530.



Designing for Patients and People

After weeks of reconstruction, the Intensive Care Unit has a new lease on life. Cramped for space, with no room to grow, the ICU was resuscitated by a floor plan designed with patients and people in mind.

Dr. Elizabeth Streeter, director of the ICU at Iowa State's Veterinary Teaching Hospital, says the new floor plan has improved the traffic flow and provided more space to treat and house patients. "We didn't gain any square footage, but the new layout allowed us to double our cage space, from 15 cages to 30," she said. "We also added two runs and

another bank of oxygen cages. It also gave us space for a treatment island for evaluating patients."

At any given time, there are between five and 10 clinicians, technicians, and students in the main room of the ICU which houses the critical patients. The number of patients can range from three to four, to 10 or more. In the ICU, minutes count. And, easy access to equipment, and examination and treatment areas may give the staff a few more minutes to help a patient survive.

"The ICU is set up according to a gradation of severity – super sick, not

so sick, and fairly stable, but needing a little extra care," Dr. Streeter said.

The new floor plan allows the staff to segregate patients and provides the necessary space and vantage points to monitor patients according to the severity of their condition.

With the additional space, the staff is able to use its pet bed, a piece of equipment that is similar to a child's bed and allows the staff to work on the patient at table level. "We have the room to use this equipment without disturbing what's going on in the rest of the unit," Dr. Streeter said.

After



Newly installed treatment island facilitates patient care in the Intensive Care Unit.



A sliding glass door at the entrance of the ICU creates a more open floor plan.

Before



Expansion of the ICU to 24 hours a day/7 days a week created overcrowded conditions. In December 2006, the ICU was redesigned to improve patient and people care and comfort. Photos/File

The remodeling also increased the storage space in the ICU with the refurbishing of cabinets to hold supplies and smaller pieces of equipment. Bins are used for additional storage, giving the unit an organizational face-lift and less cluttered appearance.

During the two-month renovation, the ICU was temporarily housed in the medical treatment room off the main hallway of the Veterinary Teaching Hospital. The conference room in

the VTH was also converted into a temporary treatment room.

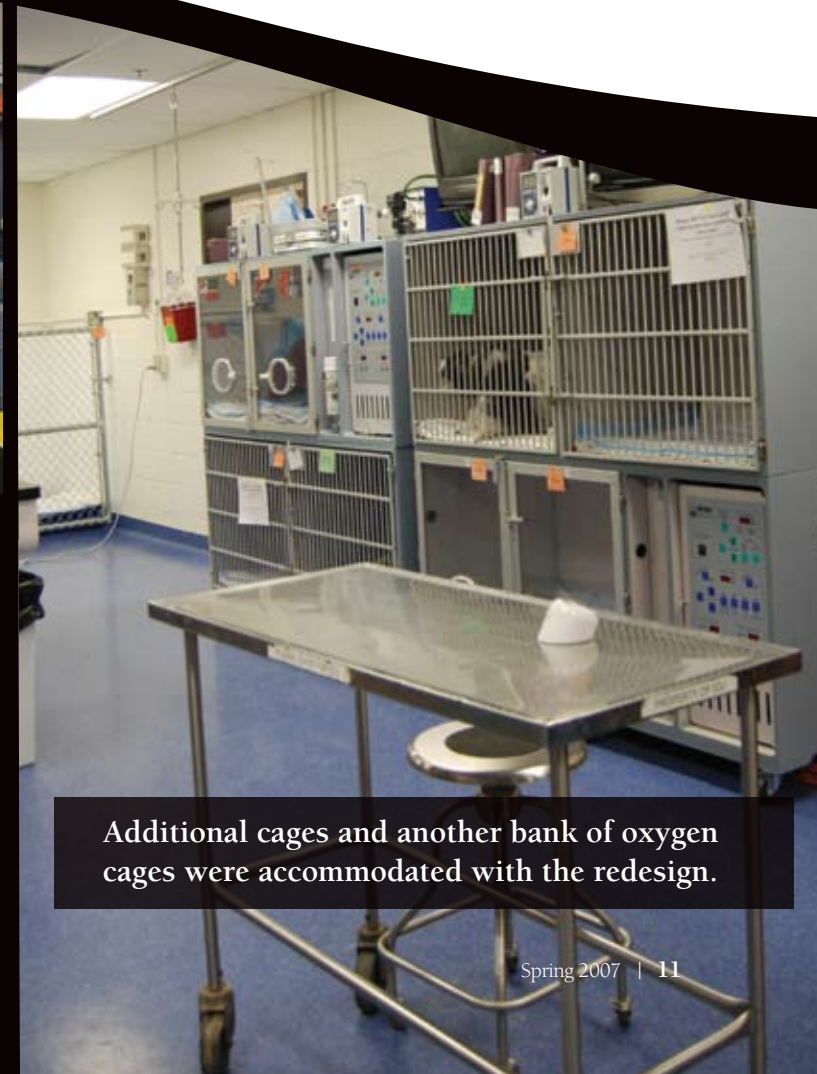
Dr. Streeter said the inconvenience of the renovation was a small price to pay for the improved patient care available with the new layout of the ICU. "We're growing and the renovation solves our problems in the short-term. But, we're looking forward to Phase II of the VTH construction so we can get more space for our patients and the staff."



View from ICU 1 looking into ICU 2 hallway.



Cabinets were installed to hold equipment, freeing up valuable counter space.



Additional cages and another bank of oxygen cages were accommodated with the redesign.

Online System *STREAMLINES* Admissions Process

Toss out that typewriter! Most veterinary college applicants today have probably never used a typewriter. But many alumni will remember how efficient it was to use one, instead of writing in longhand to complete their veterinary college applications. Computers and the Internet have taken the admissions process one more technological leap forward.

Last year, applicants to the College of Veterinary Medicine at Iowa State University used the college's newly developed Web site to help streamline the admissions process. The new site allows applicants to connect to the Veterinary Medical College Application Service (VMCAS) where they can complete the application form. References who write letters of recommendations on behalf of the applicant can do so electronically or by paper form. The college has a supplemental application that can be completed via the college's Web site.

"It's a win-win situation for all involved," said Mrs. Kathy Kuehl, coordinator of admissions at the College of Veterinary Medicine. VMCAS distributes, collects, and processes the applications for veterinary colleges. "Applicants need only make one application and request one set of recommendations and VMCAS submits them to the colleges to which the student is applying."

For admissions committee members, the electronic submission process helps them review applicants more efficiently. "The college receives an electronic application database from VMCAS and we can re-arrange the information in a format that's easier for committee members to review," Mrs. Kuehl said. "For instance, perhaps the committee wants to see an applicant's experience first, and letters of recommendation second. If we were still using paper applications, we wouldn't be able to do that."

Before electronic applications were used, committee members who were practitioners had to be from the Ames or Des Moines area because the paper applications and files were kept in a secure room at the college. Now, committee members can be selected from communities further distances from the college because the application files can be viewed from anywhere via a computer and Internet.

That's a big plus, in that committee members review a lot of applications. For the entering class in fall 2007, 821 candidate files were received and reviewed. Each committee member reviewed approximately 135 applications. "We gave practitioners fewer applications because they had less time to spend on admissions than do faculty

Interviews Required in 2008

The college has adopted a behavioral-based interview as part of its selection process for admissions into the DVM program. Behavioral interviews are designed to assess competencies that are specific to a successful career in veterinary medicine. Faculty and practitioners will conduct the interviews, and not be privy to the applicant's file prior to the interview.

Call for Interviewers

Interested in being involved in the selection of future members of the veterinary profession? The college is seeking volunteers to help interview applicants for the fall 2008 entering class. The time commitment would be a one-half day training session, and approximately three weekends (Friday/Saturday) interviewing applicants at the college. If you would like to participate in this important process or would like more information, please contact Kathy Kuehl at kkuehl@iastate.edu or (515) 294-6808.

Photo: Kathy Kuehl, coordinator of admissions, receives a Professional and Scientific Cytation Award from ISU President Gregory Geoffroy. Mrs. Kuehl was recognized in a ceremony on January 19, 2007, for developing and implementing an online application system for the admissions process for the College of Veterinary Medicine.

members. And, this year, we had three faculty who volunteered to review applications but did not serve as full members of the admissions committee. That dropped the applications per reviewer from 225 to 135," Mrs. Kuehl said.

Besides saving time and storage space, the electronic database allows quicker calculations of the application scores and rankings of the applicants.

Mrs. Kuehl has been in the college's Office of Academic and Student Affairs for 12 years. Originally, the admissions process was handled by the admissions office on campus.

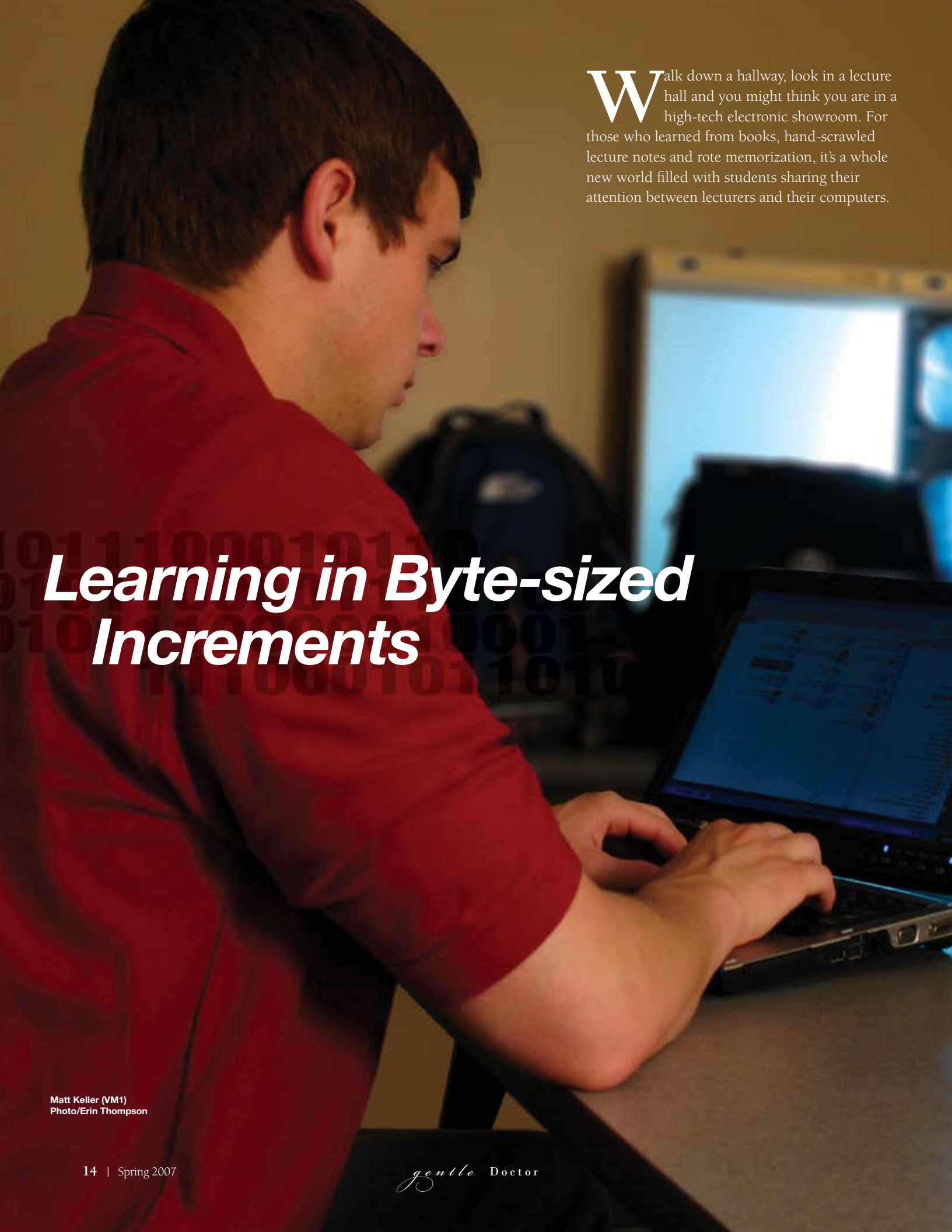
Now, the Office of Academic and Student Affairs administers the admissions process for the college.

Besides the seasonal workload involving the admissions process, Mrs. Kuehl answers questions year-round from applicants. Typical questions include: Is this really a requirement? Do I have to take this course? Many applicants, says Mrs. Kuehl, don't realize that undergraduate course work is required before applying to veterinary college. "Often, the students who talk with me are the ones who have a plan and are trying to make sure that they have their

application in order," Mrs. Kuehl said.

How's the electronic system working? "I'm very happy with the process. It's fair and bias is taken out of the process," Mrs. Kuehl said.



A man with dark hair, wearing a red long-sleeved shirt, is shown in profile from the side, focused on his laptop. He is sitting at a desk in what appears to be a lecture hall or computer lab. In the background, there are several computer monitors, one of which is brightly lit with a blue screen. The overall lighting is dim, with the primary light source being the screens. The man's hands are on the keyboard, and he is looking intently at the laptop screen.

Walk down a hallway, look in a lecture hall and you might think you are in a high-tech electronic showroom. For those who learned from books, hand-scrawled lecture notes and rote memorization, it's a whole new world filled with students sharing their attention between lecturers and their computers.

Learning in Byte-sized Increments

Matt Keller (VM1)
Photo/Erin Thompson

The university's chief information officer said, "When discussions come up about who on campus is leading the way in using technology to foster a deeper learning experience for students, the answer is always Vet Med!" There is a sound reason the college is investing in electronic tools and innovative applications to improve

teaching and learning quality for students and faculty.

Two groups in the college are seeing that technology-enhanced learning and teaching occur in a managed and effective process, VETS (Veterinary Education Technology Services) and Computer Services.

VETS team members Carroll Altman, Erin Thompson, Donna Wilson and student Jessica Hamilton work with faculty and students to design, produce and present effective learning materials and programs, and to effectively use instructional technology. Computer Services members Jana Lande, Josh Mack, Randy Berghefer, Jason Hill and Mark Slagell develop and support the networks of hardware and software that support the learning and teaching programs of the college.

Dr. Larry Booth, who oversees the VETS team, points out the value of technology saying, "Students learn in different ways – some are more visual, some hands on, some auditory. Our goal is to provide multiple avenues of learning; provide quality information dependably, anytime, anywhere; and supplement the information provided by the lecturer."

Faculty and students are using six key tools:

Mobile Computing Initiative: A Laptop in Every Backpack

VM1 and VM2 students have laptop computers through the "Mobile Computing Initiative." Volume purchasing and standardized hardware/software packages allow the IT staff at the college to provide fast and effective support when needed.

Connected but Wireless

Lecture halls and study spaces are covered by high-speed wireless. In one

lecture hall, 120 laptops can download a 20-megabyte PowerPoint presentation in less than two minutes. The New York Stock Exchange has similar capabilities.

Good as Gold: WebCT

It's a single source for course materials including course syllabus, visuals, sample slides, discussion boards; some even have all course content. Students can access their study information anytime, from any place.

Apreso Captures the Classroom

If a student or faculty member has a day when things just don't connect, Apreso captures classroom lectures, discussions, and presentations. Students can review material for clarification and see what they might have missed. This is being piloted in several classes this semester.

Turning Point

Audience response software lets a lecturer find out what students are learning by allowing them to ask questions in real time without interrupting the class.

Respondus Passes the Test

This electronic testing software allows the instructor to electronically give quizzes and tests and get immediate input regarding the level of student learning. Multiple choice tests can be scored automatically and students find out quickly how they did and where they need to focus attention.

Hardware and software are part of the equation. Next issue, we will take a look at how faculty and students are using these high-tech tools.

By Tom Ligouri



Hoffman Named Director of Operations for the Veterinary Diagnostic Laboratory

Lorraine Hoffman, PhD, was appointed director of operations for Iowa State University's Veterinary Diagnostic Laboratory in December 2006. Dr. Hoffman has served as interim director of the Veterinary Diagnostic Laboratory since April 2006. Her term of appointment is for three years.

Dr. Hoffman has over 30 years experience in diagnostic medicine, including several years as the section leader for the VDL's bacteriology unit. She is a recognized researcher and is credited by veterinarians as markedly improving their abilities to diagnose bacterial diseases of livestock. Dr. Hoffman has served in many leadership positions in the American Association of Veterinary Laboratory Diagnosticians, and has led numerous departmental and college committees. Dr. Hoffman is the 2006 recipient of the William P. Switzer Award in Veterinary Medicine, in recognition of her significant contributions to the college and to society.



Photo/Tracy Ann Raef


“Dr. Hoffman’s experience, connection to and visibility in the Iowa livestock industry, and her enthusiasm and leadership skills will enable the Veterinary Diagnostic Laboratory to continue to improve the diagnostic services offered to our customers.”

—Dr. John U. Thomson, dean of the veterinary college.

New Diplomate in Veterinary Surgery

Dr. Wanda Gordon-Evans, pictured with her dog Gelpi, was board-certified by the American College of Veterinary Surgeons earlier this year. Dr. Gordon-Evans is a postdoctoral research associate in the Department of Biomedical Sciences at the college. A 2000 graduate of the University of Missouri, she completed a one-year internship at Kansas State University, prior to coming to Iowa State where she did her residency.

Dr. Gordon-Evans is one of the 1,200 diplomates of the ACVS.



Photo/Tracy Ann Raef

A New Web site



In January 2006, the College of Veterinary Medicine re-launched its Web site with a fresh new look. With over 1,000 pages, the Web site make-over was no easy task, taking over six months to re-design and clean-up pages.

“The Web site is one of the main sources for information and news about the college,” said Erin Thompson, webmaster and graphic designer. “We average around 40,000 hits per month, so it’s important that our site be easy to navigate and up-to-date.”

New links were added on the home page to help visitors find the information they need. For example, the former section called “Students”

was re-designed to offer a separate category for prospective students. Seminars were included on the home page so visitors could see what’s happening at the college. And, the news section was enlarged to accommodate more headlines and announcements.

Visitors to the site will notice that the college Web site looks similar to the university Web site, but still is uniquely veterinary medicine. “We’ve received a lot of positive comments about the new Web site,” Mrs. Thompson said. “It’s something to build on.”

Want to learn more? Visit our Web site at: <http://www.vetmed.iastate.edu>.

Continuing Education Opportunities

June 21-23, 2007 – Seventh Annual Small Animal Summer Symposium

Presented by the Department of Veterinary Clinical Sciences, Iowa State University

Mark your Calendars!

DERMATOLOGY IS BACK !

We are pleased to announce that the 7th Annual Summer Symposium will once again focus on small animal dermatology. Speakers will include Dr. Rod Rosychuk (Colorado State University) and the dermatology staff of Iowa State University, including Drs. Elizabeth May, Diana Miller, and Jim Noxon.

This year topics will include allergy diagnosis and management, autoimmune skin diseases, and infectious skin diseases. We will include lecture and case discussions to present some key and new information in these areas. In addition, there will be a wet lab on Saturday, June 23. During the laboratory, participants will review and practice the following skills: skin scrapings, trichography, cytology

techniques to diagnose yeast, otoscopy, skin biopsy techniques and cytology of various skin lesions.

CONTACT INFORMATION FOR

COURSE: Sandy Popelka, Department of Veterinary Clinical Sciences, Iowa State University, Phone: (515) 294-2531, Fax: (515) 294-8476, E-mail: spopelka@iastate.edu.

September 21-23, 2007 – 15th Complete Course in External Skeletal Fixation.

Presented by the Department of Veterinary Clinical Sciences, Iowa State University Ames, Iowa

A unique opportunity to join some of the most experienced surgeons and teachers anywhere for a 2.5 day orthopedic surgery course, including six laboratory sessions. Previous courses have been enthusiastically received and have attracted veterinarians from all over the world. Many participants find that repeating the course is extremely beneficial and allows them to refine the technical subtleties of external fixation after having experience with it from their first course. Approximately 30 percent of the material presented each year is new or changed from the previous years. The course is a comprehensive

forum in which skills in orthopedics and external skeletal fixation can be developed and refined. Everyone is encouraged to learn at their own pace in an informal and interactive atmosphere.

REGISTRATION: Attendance is limited to 84 participants. The fee for registrations received through August 15, 2007, is \$850 (\$650 for interns, residents, and veterinary students). To qualify for the reduced fee, a letter verifying your status from your department chair or ACVS advisor must accompany your registration. The fee for any registration received after the deadline is \$900.

C.E. CREDITS:

Participants will receive a certificate for 25 hours of continuing education credit. PROGRAM FACULTY: Dennis Aron, DVM, Dip. ACVS; Alan Cross, DVM, Dip. ACVS; Erick Egger, DVM, Dip. ACVS; Karl Kraus, DVM, Dip. ACVS; Arnold Lesser, DVM, Dip. ACVS; Ross Palmer, DVM, Dip. ACVS; Robert Radasch, DVM, Dip. ACVS; James Toombs, DVM, Dip. ACVS

September 23-24, 2007 – Hybrid External Skeletal Fixation Course

(held in conjunction with the 15th Complete Course in ESF)

An advanced one-day course using selected circular ESF components and linear ESF components to build hybrid constructs for treatment of short-segment, juxta-articular fractures. (Previous attendance at a Complete Course in ESF is required to enroll in this course.) Attendance is limited to 20 participants. The fee for registrations received through August 15, 2007, is \$325 (\$275 for interns, residents, and veterinary students). To qualify for

the reduced fee, a letter verifying your status from your department chair or ACVS advisor must accompany your registration. The fee for any registration received after the deadline is \$350.

C.E. CREDITS: Participants will receive a certificate for 8 hours of continuing education credit. PROGRAM FACULTY: Robert Radasch, DVM, Dip. ACVS; James Toombs, DVM, Dip. ACVS

CONTACT INFORMATION FOR

COURSES: Sandy Popelka, Department of Veterinary Clinical Sciences, Iowa State University, Phone: (515) 294-2531, Fax: (515) 294-8476, E-mail: spopelka@iastate.edu

ISU Veterinary Student Places Second in College Challenge

Which radiograph sign is least likely to result from herniation of an intervertebral disk? (A) Vertebral body end-plate lysis, (B) Narrowing of the intervertebral disk space, (C) Mineralized material in the vertebral canal, or (D) Sclerosis of vertebral body end plates.

The fatty acid that has the most antimicrobial effect in the epidermis is which of the following? (A) Squalene, (B) Ceramide, (C) Triglyceride, or (D) Linoleic acid.

Veterinary students were asked those questions as they matched wits during the annual Nestle Purina College Challenge held at the North American Veterinary Conference in January 2007. After several rounds of competition, Iowa State University veterinary student Lacey Schmidt placed second in the competition. Her second-place finish is the best any ISU veterinary student has done in the competition.

The first-place winner was from the University of Missouri.

For her second-place finish, Ms. Schmidt received \$2,000 for herself


and \$2,000 for the college's student chapter of the American Veterinary Medical Association. All participants competing received \$100 and a shirt.

"I feel very fortunate to have had the opportunity to represent ISU and place second in the competition," Ms. Schmidt said. "The competition was a great experience that I would recommend to any student who plans on attending the NAVC conference."

Ms. Schmidt is a fourth-year veterinary student who plans to practice small animal medicine when she graduates in May. She is from Marathon, Iowa.

And, for those of you who want to see how you fared in answering the questions, the answers are as follows: Which radiograph sign is least likely to result from herniation of an intervertebral disk? (A) Vertebral body end-plate lysis. The fatty acid

that has the most antimicrobial effect in the epidermis is which of the following? (D) Linoleic acid.



Photo/Tracy Ann Raef

Lacey Schmidt, VM4, with her dog Cappy

ATTENTION VETERINARIANS!

Clinical Trial: Canine Thyroid Tumor Samples Needed

This study is aimed at characterizing gene expression patterns associated with thyroid tumor invasiveness. Information learned from these patterns may allow the development of therapeutic modalities for modifying disease outcome.

If you or the owner has found a mass in the ventral neck, the main clinical sign in dogs with thyroid tumors, the dog may be a candidate for the study. If the dog qualifies, the owner will receive approximately \$750 toward the cost of staging and surgery.

For more information, contact Drs. Vicki Wilke or Krysta Deitz at the Iowa State University Veterinary Teaching Hospital at (515) 294-4900.

Construction Update

Throughout the cold, snow and wind during the winter months, work continued on the Dr. W. Eugene and Linda Lloyd Veterinary Teaching Hospital.

Perimeter concrete footings that will support exterior walls have been completed. Contractors have used thermal blankets and indoor gravel storage to keep this part of the project moving. The gravel pad for the entire building is complete. The full outline of the building is now visible.

Structural steel has arrived and the building skeleton is taking shape. Construction of concrete block load-bearing walls began as warmer weather fell over Iowa.

Contractor bids for a package that covers 18 finishing-type projects were



Photo/Jason Hill

higher than estimated and construction management worked with bidders to identify savings that will bring the project in line with budget. Included in the bid package are electrical, plumbing, painting, gating, drywall, and mechanical systems.

The MRI building was successfully delivered and installed in January. The



Photo/Jason Hill

MRI

MRI magnet was installed by removing the roof of the new building, placing the magnet, and replacing the roof. Technicians from General Electric, the equipment provider, have tested the system and it is now operational.

Veterinary Honor Society Inducts New Members

The Society of Phi Zeta at Iowa State University recently announced its new initiates. Chapters of Phi Zeta hold an annual initiation ceremony to recognize its new members. The 21 new initiates at Iowa State were recognized during a banquet and ceremony on Tuesday April 10, 2007.

Phi Zeta is the national honor society in veterinary medicine established to advance the veterinary profession and to promote scholarship and research in matters related to the welfare and diseases of animals. The chapter at Iowa State University is the Gamma chapter, established in 1931.

Phi Zeta holds an annual manuscript competition for veterinarians completing further degrees or residency training. The gamma chapter won the national manuscript competition two years ago. In addition, this year Phi Zeta will have a growing presence at

research day held to honor the Merck Summer Scholars students. The Phi Zeta annual banquet is held each spring, featuring a leader in veterinary medicine as a speaker and initiating the new members. This year's speaker was Dr. Sandra Newbury, DVM, National Shelter Medicine Extension Veterinarian, Koret Shelter Medicine Program and Center for Companion Animal Health, University of California, Davis, School of Veterinary Medicine.

To be eligible for membership veterinary students must either be in the top 10 percent of their third-year class or top 25 percent of their fourth-year class. Outstanding veterinary residents and/or PhD students already holding a DVM are eligible for candidacy based on support from their mentors and their résumé/ curriculum vitae.

2007 Initiates

Dr. Alicia K. Olivier
Dr. Erin Strait
Dr. Elizabeth Streater
Jason Beyer, VM4
Melinda Bowman, VM4
Heidi Gabel, VM4
Carolyn Harness, VM4
Jonathan Jenkins, VM4
Katherine Jones, VM4
Allison Malandra, VM4
Leslie Montgomery, VM4
Elizabeth Holland, VM3
Helen Hughes, VM3
Amanda Kreuder, VM3
Adam Lancaster, VM3
Terri Lechtenberg, VM3
Julianna Peterson, VM3
Meredith Tegay, VM3
Wendi Alisha Walsh, VM3
David Wilson, VM3

Veterinary Hospital at Sacramento Zoo Named for ISU Alumnus

In November 2006, the Sacramento Zoo held its grand opening of the Dr. Murray E. Fowler Veterinary Hospital.

In the 1960s, Dr. Fowler ('55) developed the first university program dedicated solely to the study of exotic animals through the University of California, Davis, and the Sacramento Zoo became his classroom. Although Dr. Fowler retired from the University of California in 1991, his legacy continues through a three-year residency program that begins at the Sacramento Zoo and concludes at the San Diego Zoo. Dr. Fowler is director emeritus of the zoo's veterinary hospital.

Dr. Fowler is a 1989 recipient of the Stange Award from Iowa State, the 2001 recipient of the Marlin Perkins Award from the American Zoo and Aquarium Association, and the 2002 recipient of the AVMA's Animal Welfare Award.

He is a diplomate of the American Board of Veterinary Toxicologists and the American College of Internal Medicine. He is a charter diplomate of the American College of Zoological Medicine.



Photo/Sacramento Zoo

Dr. Murray Fowler and his wife, Audrey, in front of the newly dedicated veterinary hospital named after Dr. Fowler at the Sacramento Zoo.

About the Dr. Murray E. Fowler Veterinary Hospital

Construction for the state-of-the-art veterinary hospital began in December 2005 and was completed in 11 months. The zoo hospital contains separate quarantine facilities for the small reptiles and ducks, to the large orangutans and addax. An aquatic room provides a wading pool for water-dwelling animals waiting for examinations. The mammal quarantine contains galvanized pens and prison-strength light fixtures to ensure the safety of the strongest mammals.

The observation terrace's six viewing windows allows visitors to see into the laboratory, the Intensive Care Unit, the treatment room and surgery suite. The hospital also houses radiology, ultrasound, examination areas, diet preparation kitchen, pharmacy, three offices and a conference room. The veterinary staff will continue to make house calls to any animals that can be treated more comfortably in their own habitat at the zoo.

In Memoriam

The Iowa State University College of Veterinary Medicine wishes to express its sympathy and condolences to the families and friends of the following alumni:

1930s

Wayne H. Riser ('32)

West Grove, Pa., died June 26, 2006

1940s

John K. Marriott ('42)

Omaha, Neb., died Nov. 18, 2005

Clifford T. Orton ('42)

Ogden, Utah, died June 21, 2006

David J. Fruit ('43)

Hartland, Wisc., died July 2, 2003

Tedmar D. Rossing ('43)

Livermore, Iowa, died Aug. 26, 2006

Gerald Vande Garde ('43)

Sioux Center, Iowa, died Apr. 1, 2006

V. Carroll Paulson ('45)

Greenbrae, Calif., died Apr. 5, 2006

Robert E. Garvin ('49)

Akron, Iowa, died Sept. 29, 2006

Anthony W. Lichter ('49)

Algona, Iowa, died Sept. 28, 2006

1950s

Alexander R. Cullen ('51)

Crystal Lake, Iowa, died Nov. 3, 2005

George E. Schoel ('51)

Bella Vista, Ark., died Sept. 10, 2006

1970s

David W. Dykstra ('78)

Rockford, Ill., died Jan. 11, 2007

Thomson Selected Honorary Master Pork Producer

It's an annual event at the Iowa Pork Producers Association, recognizing two individuals who have worked to advance the pork industry in Iowa as Honorary Master Pork Producers. One of the individuals recognized in 2006 was Dr. John U. Thomson ('67). The IPPA presented the award during the Iowa Pork Congress in January 2007.


"Dr. Thomson has an excellent understanding of food animal medicine and the needs of the Iowa pork industry," said Dr. Eugene Ver Steeg, past president of the IPPA. "We have developed an excellent working relationship with him and the College of Veterinary Medicine."

Dr. Thomson is the dean of the veterinary college at Iowa State. Prior to becoming dean in 2004, he was the dean at Mississippi State University's College of Veterinary Medicine for five years. He was on the faculty at South Dakota State University from 1987 to 1997, serving as extension veterinarian, professor and head of veterinary science, and director of the South Dakota Animal Disease

Research and Diagnostic Laboratory. From 1997 to 1999, Dr. Thomson was a professor and section leader in the veterinary diagnostic and production animal medicine department at Iowa State.

Dr. Thomson's awards include Veterinarian of the Year in South Dakota (1993) and Mississippi (2003).

The IPPA Honorary Pork Producers are selected by the IPPA Board of Directors, and the program is funded by the Pork Checkoff.



Dr. Eugene Ver Steeg, past president of the Iowa Pork Producers Association, presents the 2006 Honorary Master Pork Producer Award to Dr. John U. Thomson, dean of Iowa State's veterinary college.



Show your ISU pride!

The college has Gentle Doctor ties and scarves available for purchases.

Ties are available for \$25; the scarves for \$35.

Contact Pat Pendry at ppendry@iastate.edu for more information. Also, visit our Web site at www.vetmed.iastate.edu under "alumni and friends" for information on other gift items we offer.



From the Development Director's Chair



Pictured (from left) Mrs. Lois Sweeney, Dr. Jim Sweeney ('69), Jeff Spielman, (standing) Tom Ligouri and Dr. John Thomson ('67), Mrs. Kay Thomson, Mrs. Susie Tack, and Dr. David Tack ('76) at a restaurant in Las Vegas, Nevada, during the Western Veterinary Conference.

It is hard for me to believe that I am approaching my six-month anniversary at Iowa State University and the College of Veterinary Medicine. Our team is at full force and has been able to make over 250 personal visits to alumni and friends of the college.

Since our last mailing, Dean Thomson, Dr. John Greve, Rich Bundy, Shane Jacobson, Tom Ligouri and I have hosted receptions in Minnesota, Nebraska, Wisconsin, Florida, Texas, Illinois, Arizona, and most recently at the Western Veterinary Conference in Las Vegas, Nevada.

Fundraising for the college has been rapidly progressing due to our ability

to arrange additional travel (with a full staff), host local and regional events, and provide necessary follow-up. As of January 31, 2007, we have raised \$2.6 million in new gifts which represent 80 percent of last fiscal year's fundraising total, and 48 percent of this fiscal year's goal.

I'm sure you can see we have been busy, but there is still a great deal of work to be done. The snow is gone and the new addition is taking shape. The "Vision for Growth: People, Facilities, and Service" plan is in place and moving forward. A vision without action, though, is a dream. We are no longer dreaming. We are putting our plan in place and need your help.

Please consider a donation to the VTH renovation project, or a need close to your heart.

Please feel free to contact me for more information or assistance. And, as always, please stop by when you are in Ames. My telephone number is: (515) 294-8792, e-mail: Spielman@iastate.edu.

Best regards,

Jeff Spielman

COMPANION ANIMAL FUND

DONORS FOR 2006

Contributions to the Companion Animal Fund exceeded \$133,000 in 2006. We are most appreciative to the numerous individuals (including the listed veterinarians) who have contributed. The Companion Animal Fund was initiated in 1983 and has continued to grow over the past 24 years. Donations help support the Department of Veterinary Clinical Sciences and Veterinary Teaching Hospital to obtain state-of-the-art equipment, improve facilities, and perform clinical research to better serve you, your clients and your patients.

Thank you to the following veterinarians or veterinary practices for their 2006 contributions to the Companion Animal Fund.



Photo/Tracy Ann Raef

Allgood Animal Hospital, Burlington, Iowa
Audubon-Manning Veterinary Clinic, Audubon, Iowa
Dr. Nels Backland, Omaha, Neb.
Dr. Thomas Bashara, Omaha, Neb.
Dr. Thomas Beall, Spencer, Iowa
Dr. Dwayne Bechtol, Fayetteville, N.C.
Dr. Harold Beckner, Mason City, Iowa
Bellevue Animal Hospital, Bellevue, Iowa
Dr. Mary Bloom, Egan, Minn.
Dr. Patrick Broshar, Waterloo, Iowa
Dr. Heather Buchanan, Winston-Salem, N.C.
Dr. Eric Burrough, North Liberty, Iowa
Dr. Martha Buttrick, Huxley, Iowa
Dr. Deborah Carleton, Harrisonburg, Va.
Dr. Christi Carlo, Pella, Iowa
Dr. Susan Chadima, Topsham, Maine
Drs. Vince and Jane Collison, Lake City, Iowa
Colonial Terrace Animal Hospital, Dubuque, Iowa
Dr. Robert Comito, Polk City, Iowa
Dr. David Connell, Guttenberg, Iowa
Council Bluffs Veterinary Clinic, Council Bluffs, Iowa
Dr. Rick Cooper, Tama, Iowa
Dr. Dennis Cowles, Coralville, Iowa
Dale Animal Hospital, Sioux Falls, S.D.
Dr. Helen Dane, Wheaton, Ill.
Dr. George Darnell, Council Bluffs, Iowa
Dr. James Denhart, Des Moines, Iowa
Dr. Jerry Den Herder, Waterloo, Iowa
Dr. Jim Diefenbach, Jr, Huntington Beach, Calif.
Drs. Bruce and Deb Dietrich, Charles City, Iowa
Down Maine Veterinary Clinic, Sanford, Maine
Dr. Dennis Drager, Marshalltown, Iowa
Dr. Donald Ducor, Farmington, Conn.
Dr. Steve Dullard, Mendota, Ill.
Dr. Ron Emerson, Eagle Grove, Iowa
Drs. Matt and Kara Ericksen, Surprise, Ariz.
Dr. Mary Beth Evans, Kelly, Iowa
Dr. Shawn Finch, Omaha, Neb.
Dr. Richard Flickinger, Hampton, Iowa
Dr. Sophi Franck, Spencer, Iowa
Dr. Dean Frey, North Liberty, Iowa
Dr. Sarah Garst, West Des Moines, Iowa
Dr. Bruce Garver, Monroe, Wash.
Dr. Ann Goldhammer, Glendale, Ariz.
Dr. Ronald Grier, Ames, Iowa
Dr. John Halsey, Birnamwood, Wisc.
Dr. Shirley Harder, Des Moines, Iowa
Harlan Veterinary Associates, Harlan, Iowa
Dr. Brian Hayes, Iowa City, Iowa
Dr. Kirk Heisterkamp, Cedar Rapids, Iowa
Dr. Stacey Henderson, Lyndonville, Vt.
Dr. Sara Hill, Rosemount, Minn.
Hill-Dale Veterinary Hospital SC, Baraboo, Wisc.
Dr. Sean Hoffman, Ft. Washington, Pa.
Dr. Cheryl Holmberg-Rhodes, Four Seasons, Mo.
Dr. Edward Howes, Oregon, Ill.
Dr. Michael Huston, Jasper, Fla.
Dr. Kathy Ilyukhina, Niles, Ill.
Dr. Roxanne Jacobson, Ankeny, Iowa

Dr. Susan Jacobson, Des Moines, Iowa
Dr. Mark Jaehrig, Decorah, Iowa
Dr. Jeremy Joy, Aledo, Ill.
Dr. Hans Kaldahl, Cohasset, Minn.
Drs. Charles and Pam Klima, Waterloo, Iowa
Dr. Merlyn Knudson, Red Oak, Iowa
Dr. Stephen Krumm, Owatonna, Minn.
Dr. Kim Langholz, Ames, Iowa
Dr. Arden Larsen, Rockledge, Fla.
Dr. Jehu Layfield, Milford, Del.
LeMars Veterinary Clinic, LeMars, Iowa
Dr. Lon Lemon, Omaha, Neb.
Dr. Michael Lindeen, Mt. Pleasant, Iowa
Mahaska Veterinary Clinic, Oskaloosa, Iowa
Dr. Del Rae Martin, Bismarck, N.D.
Dr. Teryl Mayer, Arlington Heights, Ill.
Dr. Colleen McDermott, Osh Kosh, Wisc.
Dr. Kevin McKeown, Denison, Iowa
Dr. Steve Menke, Ottumwa, Iowa
Dr. Janet Messner, Yankton, S.D.
Dr. Philip Miller, Fairfield, Iowa
Dr. J. Todd Minor, Ledyard, Conn.
Dr. Douglas Mitchell, Omaha, Neb.
Dr. Andrew Moeller, Waverly, Iowa
Dr. Joan Moore-Bolton, Burnsville, Minn.
Mount Ayr Veterinary Clinic, Mt Ayr, Iowa
Dr. Mary Mountain, Kansas City, Mo.
Muscatine Veterinary Hospital, Muscatine, Iowa
Dr. Paul Nantke, Sioux Falls, S.D.
Dr. Diane Noll, New London, Iowa
Dr. David Nyren, Iowa City, Iowa
Oak Forest Animal Clinic, Oak Forest, Ill.
Oaks Veterinary Clinic, Des Moines, Iowa
Dr. Paul Oberbroeckling, Denver, Colo.
Dr. Michael O'Donnell, Tipton, Iowa
Dr. David Pence, Ankeny, Iowa
Dr. Nancy Peterson, Des Moines, Iowa
Pitts Veterinary Clinic, Lincoln, Neb.
Dr. Larry Poduska, Mt. Vernon, Iowa
Dr. David Rasmussen, Bloomfield, Iowa
Dr. Eric Reinertson, Huxley, Iowa
Dr. Anne Remmers, Burlington, Iowa
Dr. Becky Richardson, Rochester, Minn.
Dr. Dale Risius, Eldridge, Iowa
Dr. Richard Rogen, Sioux Falls, S.D.
Dr. Claire Rojohn, Hales Corners, Wisc.
Dr. Patrick Sage, Batavia, Ill.
Dr. Kristi Sandman, Grays Lake, Ill.
Dr. Mary Ann Sander, Dickeyville, Wisc.
Dr. Kevin Sanders, West Des Moines, Iowa
Dr. Elaine Schophe, Eagle Grove, Iowa
Dr. Harry Schumacher, Council Bluffs, Iowa
Scott County Animal Hospital, Eldridge, Iowa
Dr. Vernon Seltrecht, Northbrook, Ill.
Dr. Kim Shimkat, Fort Dodge, Iowa
Singing Hills Animal Hospital, Sioux City, Iowa
Siouxland Animal Hospital, Sioux City, Iowa
Dr. Dean Small, Overland Park, Kans.
Dr. Dennis Somers, Sioux Falls, S.D.

Drs. Brett and Beatrice Sponseller, Ames, Iowa
St. Charles Veterinary Clinic, St. Charles, Ill.
Dr. Ryan Steen, Cedar Rapids, Iowa
Dr. Teresa Streeper, Cedar Rapids, Iowa
Dr. Linda Stroh, Johnston, Iowa
Dr. Jerrold Swan, Charleston, W. Va.
Dr. Camille Telleen, Indianola, Iowa
Dr. Joe Terry, Galena, Ill.
Terry Animal Hospital, Wilmette, Ill.
Dr. Jacques Thebert, Franklin, Wisc.
Dr. Diane Thein, Oxford, Iowa
Dr. Mari Thouvenelle, Casa Grande, Ariz.
Vanderloo & White Veterinary Services,
Dubuque, Iowa
VCA Thumb Butte Animal Hospital, Prescott, Ariz.
Veterinary Associates, Iowa City, Iowa
Veterinary Specialists of Connecticut,
W.Hartford, Conn.
Dr. Stanley Wagner, Ames, Iowa
Dr. Marcia Whited, Carroll, Iowa
Dr. Janet Wilson, Clutier, Iowa
Dr. Raymond Woody, Fairfield, Iowa
Dr. Tory Wunder, Mankato, Minn.
Dr. Bianca Zaffarano, Lexington, Ky.

*The college strives for accuracy in its report.
Please notify us of any corrections by telephoning
(515) 294-2531.*

One of the most difficult aspects of veterinary practice is consoling a client who has just lost a beloved pet. The Companion Animal Fund is an opportunity for you to express care and concern by making a memorial donation in the pet's name. Your client will receive a personal letter acknowledging your memorial gift. We receive numerous letters from clients stating how much your memorial gift has meant to them. Just knowing that someone truly cares helps clients through the grieving process. For more information regarding the Companion Animal Fund, please visit our Web site at www.vetmed.iastate.edu/animal_owners/caf/main.asp or contact Sandy Popelka, Department of Veterinary Clinical Sciences, Iowa State University, 1600 S. 16th St. Room 1804, Ames, IA 50011-1250. Phone: 515-294-2531; fax: 515-294-8476; e-mail: spopelka@iastate.edu.



Photo/Brian Anderson

The College of Veterinary Medicine held its 2nd Annual College Basketball Event, hosting a block of seats for faculty, staff and students during the Feb. 17, ISU women's basketball game. Veterinary students enjoyed their moment with CY. From left to right: LeAnn Anderson, Cy, Jen McGivern, Leslie Montgomery, Abby Risius, and Janan Abed.



IOWA STATE UNIVERSITY

College of Veterinary Medicine
Ames, IA 50011-1250

Return Service Requested